

# Maunamé

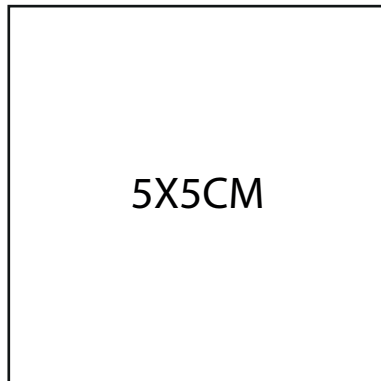
## ROBE DEEPA

Le tableau des tailles est à retrouver dans le livret explicatif.

**Marges de couture : 1 cm incluses.**

**Ourllet : 3 cm.**

### CARRÉ TEST



Taille unique

### SYMBOLES



Cette ligne doit être parallèle,  
à la lisière du tissu.



Placez le bord de la pièce,  
sur la pliure du tissu.



Bouton



Boutonnière



Cran ourlet

### DEVANT






A diagram showing a rectangular frame with a dashed circle inside. The text "A2" is centered within the circle. A red arrow points from the right edge of the circle to the left edge of the frame. Another red arrow points from the right edge of the frame to the left edge of the frame. There are two black circles: one on the right edge of the frame and one at the bottom center of the frame. A diagonal line runs from the bottom center towards the top right corner of the frame.

A2

PLIURE

A3



# Maunamé

Ceinture Kimono  
x 2 tissus  
Pièce n°1/8

Marges de couture 1 cm incluses

PLIURE

A4

**DROIT-FIL**

# Maunamé

Col parementure Kimono  
x 4 tissus  
Pièce n°2/8

Marges de couture 1 cm incluses

**DROIT-FIL**

A5

PLIURE

A6



A technical drawing of an A7 paper template. The drawing shows a rectangular sheet with a horizontal line near the top and a vertical line on the left side, creating a tab on the left. A dashed circle is centered on the page, overlapping the tab and the main body of the paper. The text 'A7' is printed in a serif font inside the dashed circle. Three solid black circles represent punch holes: one on the left edge, one on the right edge, and one at the bottom center.

A7



B1





B2



B3

**laumamé**

Devant Kimono

x2 tissus

Pièce n°3/8

es de couture 1 cm incluses

B4



B5



B6

B7



C1





DR

C3

N

Marg

COIT-FIL

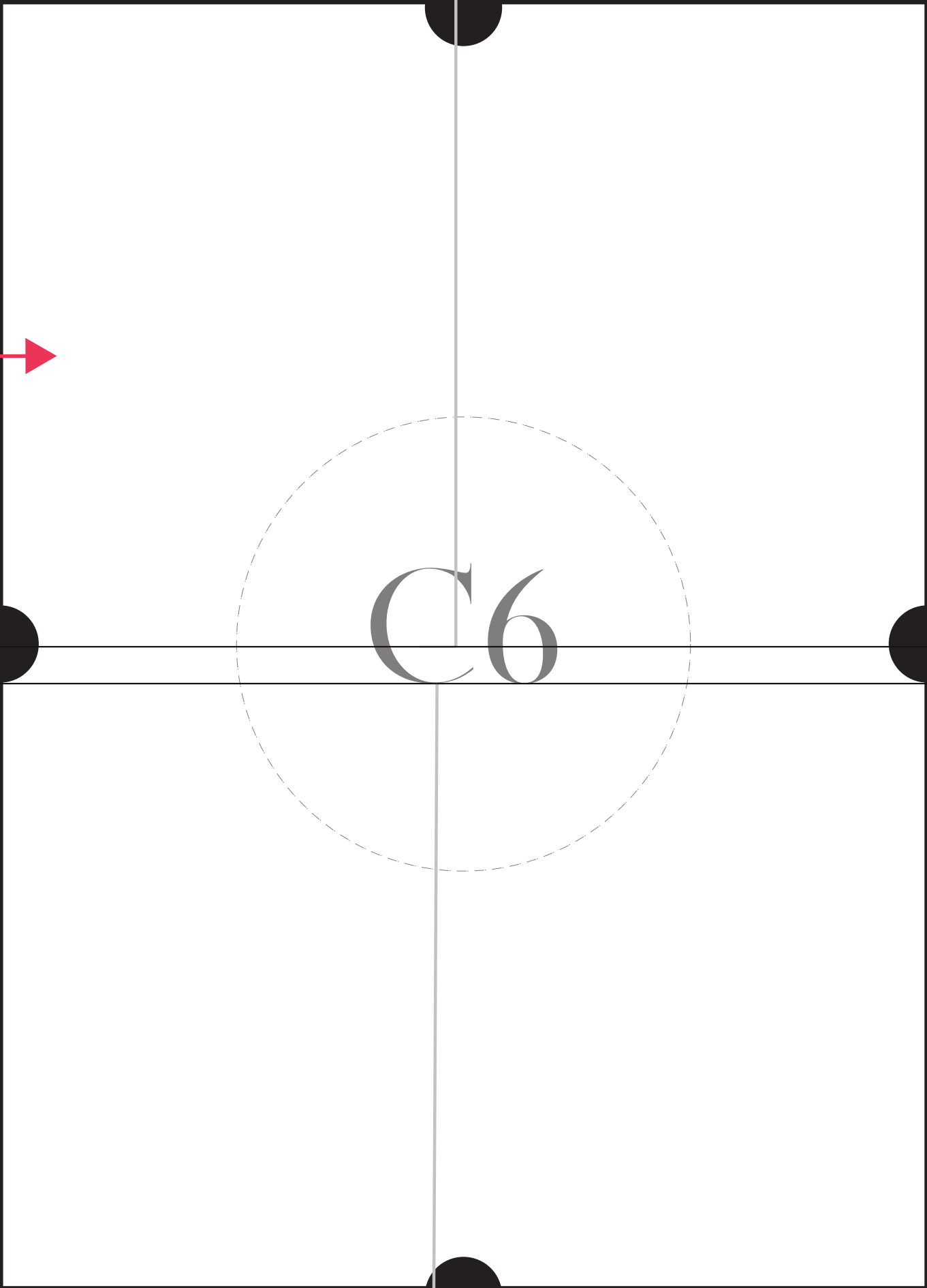
C4

amé

mono  
au pli  
n° 4/9  
re 1cm incluses



C5






C7



D1



D3



**Mau**

Dos Ki  
x1 tiuss  
Pièce  
Marges de coutu

**DROIT-FIL**

D4

**AU PLI**



D5



D6

**Maunamé**

Passants de ceinture Kimono  
x 1 tissu  
Pièce n°6 / 9

Marges de couture 1cm incluses



**DRO**

D7

DIT-FIL





A diagram consisting of a dashed circle in the center containing the text 'E1'. To the right of the circle, a red arrow points horizontally towards the left. The diagram is set against a white background with a vertical line on the left side and three black semi-circles at the top, bottom, and right edges.

E1



E2

---

# Maumamé

Manche kimono x 2 tissus  
Pièce n°7/9

Marges de couture 1 cm incluses

# E3

**DROIT-FIL**

PLIURE



E4





E5



F1



F2

PLURE

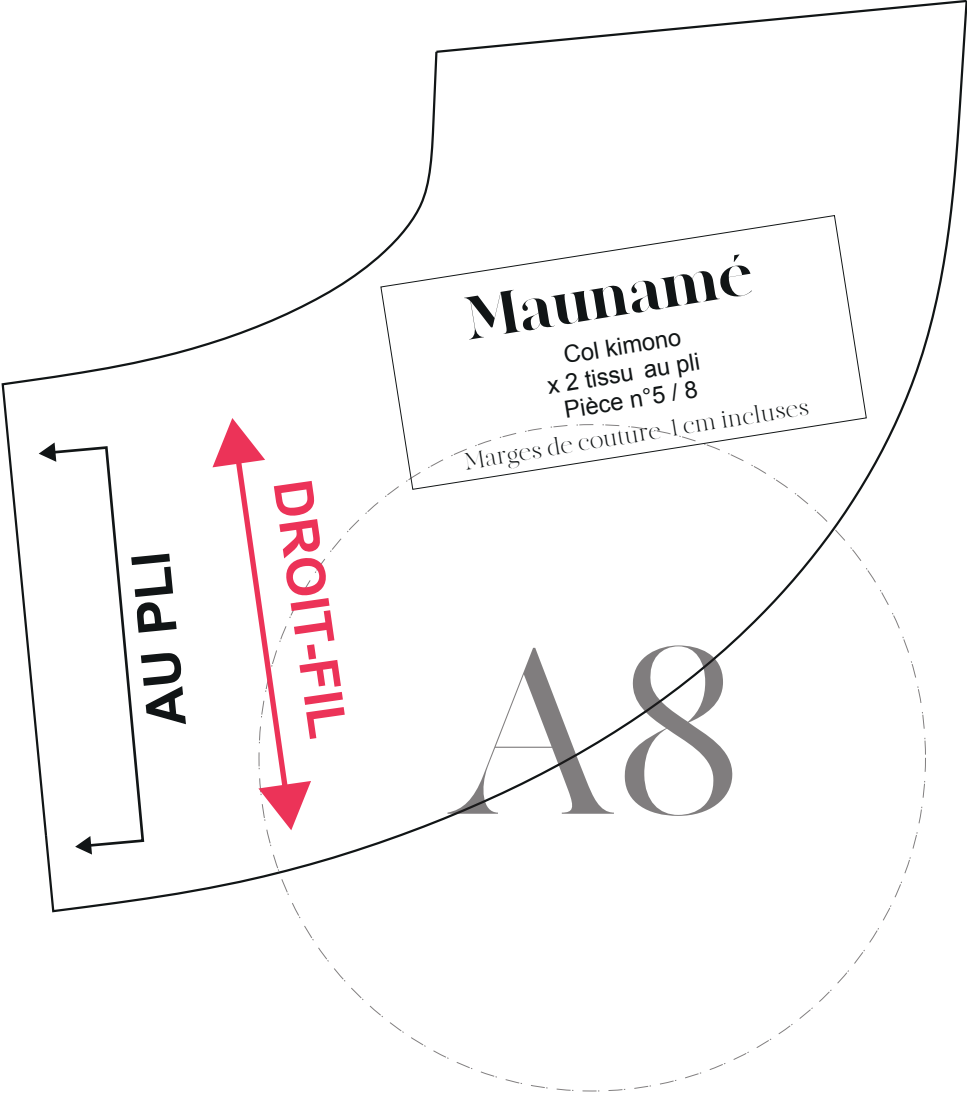
F3



F4



F5




**Maunamé**  
Col kimono  
x 2 tissu au pli  
Pièce n°5 / 8  
Marges de couture 1cm incluses

**AU PLI**

**DROIT-FIL**

A8



# Maumamé

Découpe Manche  
Kimono x 2 tissus

Pièce n°8/8

Marges de couture 1cm incluses




# B8

PLURE



PLURE



PLURE



D8